

Bitwise®





Product list

Bitwise ETPs: Designed for Your Crypto Strategy

bitwiseinvestments.eu


All data accurate as of 27-04-2026

Tillgång / Strategi	Produktnamn	Primärt kortnamn	ISIN	Startdatum	AUM	Valutor	Börser	Underliggande tillgång	TER
 Bitcoin	Bitwise Core Bitcoin ETP	BTC1	DE000A4AER62	22.04.2024	\$ 117.24 M	EUR USD GBP CHF SEK	XETR EPA ENA LSE SIX XSTO MIL	CME CF Bitcoin Reference Rate	0,05 % p.å.
 Bitcoin	Bitwise Physical Bitcoin ETP	BTCE	DE000A27Z304	08.06.2020	\$ 877.57 M	EUR USD CHF GBP SEK	XETR SIX VIE ENA AQXA AQXE CBOE EPA LSE XSTO MIL	Bloomberg XBT CFIX Curncy	2,00 % p.å.
 Bitcoin and Gold	Bitwise Diaman Bitcoin & Gold ETP	BTCG	DE000A4AKW34	06.03.2025	\$ 5.60 M	EUR USD SEK	EPA ENA XSTO XETR MIL	Diaman Bitcoin & Gold Index	1,49 % p.å.
 Top 20	Bitwise MSCI Digital Assets Select 20 ETP	DA20	DE000A3G3ZL3	19.04.2023	\$ 19.08 M	EUR USD CHF SEK	XETR EPA SIX XSTO MIL	MSCI Global Digital Assets Select Top 20 Capped Index	0,85 % p.å.
 Ethereum	Bitwise Physical Ethereum ETP	ZETH	DE000A3GMKD7	04.03.2021	\$ 89.56 M	USD EUR CHF GBP SEK	ENA XETR SIX VIE EPA LSE XSTO MIL	Bloomberg XET CFIX Curncy	1,49 % p.å.
 Staked Ethereum	Bitwise Ethereum Staking ETP	ET32	DE000A3G90G9	16.02.2024	\$ 218.64 M	EUR USD GBP CHF SEK	XETR LSE SIX XSTO	Compass Ethereum Total Return Monthly Index	0,65 % p.å.
 Solana	Bitwise Physical Solana ETP	ESOL	DE000A3GVKZ1	09.12.2021	\$ 11.32 M	EUR USD GBP CHF	XETR SIX	CryptoCompare SOL CCCAGG	1,95 % p.å.
 Staked Solana	Bitwise Solana Staking ETP	BSOL	DE000A4A59D2	13.12.2024	\$ 34.90 M	EUR USD CHF SEK	XETR SIX XSTO	Compass Solana Total Return Monthly Index	0,85 % p.å.
 Staked Hyperliquid	Bitwise Hyperliquid Staking ETP	BHYP	DE000A4ARTJ5	01.04.2026	\$ 0.15 M	EUR	XETR	Kaiko HYPE Reference Rate LDNLF Index	0,85 % p.å.
 XRP	Bitwise Physical XRP ETP	GXRP	DE000A3GYNB0	19.04.2022	\$ 158.32 M	EUR CHF	XETR SIX	Bloomberg XRP CFIX Curncy	1,95 % p.å.
 Staked NEAR	Bitwise NEAR Staking ETP	NEAR	DE000A4A5GV2	01.07.2025	\$ 28.66 M	USD EUR	XETR	Compass NEAR Total Return 90% Index	0,85 % p.å.

Tillgång / Strategi	Produktnamn	Primärt kortnamn	ISIN	Startdatum	AUM	Valutor	Börser	Underliggande tillgång	TER
 Staked Avalanche	Bitwise Avalanche Staking ETP	AVNB	DE000A4APQX6	30.09.2025	\$ 0.13 M	EUR USD	XETR	Compass Avalanche Total Return Monthly Index	0,85 % p. å.
 Staked Celestia	Bitwise Celestia Staking ETP	TIAB	DE000A4APRP0	07.10.2025	\$ 3.62 M	EUR	EPA XETR	Kaiko Bitwise Staked TIA Index	0,85 % p. å.
 Staked Aptos	Bitwise Aptos Staking ETP	APTB	DE000A4AJWU3	15.11.2024	\$ 4.74 M	USD CHF EUR	SIX XETR	CF APT Staked Return Index Blends (90/10)	0,85 % p. å.
 Litecoin	Bitwise Physical Litecoin ETP	ELTC	DE000A3GN5J9	01.04.2021	\$ 5.30 M	USD EUR GBP CHF	ENA XETR SIX VIE EPA	Bloomberg XLC CFIX Curncy	2,00 % p. å.
 Cardano	Bitwise Physical Cardano ETP	RDAN	DE000A3GVKY4	09.12.2021	\$ 1.70 M	EUR	XETR	CryptoCompare ADA CCCAGG	1,95 % p. å.


Performance quoted represents past net performance. Current performance may be lower or higher than average annual returns shown.
 NAV performance is displayed in base currency (USD), price performance is displayed in trading currency (e.g. EUR), return may increase or decrease as a result of currency fluctuations.
 Brokerage or transaction fees will apply. Past performance is no guarantee of future performance, and your invested capital may be at risk.
 Past performance is not a reliable indicator of future events (source of information: Bitwise; reference period: from inception dates).

Tillgång / Strategi	Produktnamn	Primärt kortnamn	ISIN	Startdatum	1M	3M	6M	1A	3A	Sedan start
 Bitcoin	Bitwise Core Bitcoin ETP	BTC1	DE000A4AER62	22.04.2024	+15.65%	-11.11%	-30.45%	-	-	+22.17%
 Bitcoin	Bitwise Physical Bitcoin ETP	BTCE	DE000A27Z304	08.06.2020	+14.44%	-12.57%	-31.01%	-	+151.26%	+609.55%
 Bitcoin and Gold	Bitwise Diaman Bitcoin & Gold ETP	BTCG	DE000A4AKW34	06.03.2025	+7.75%	-7.56%	+5.35%	+18.44%	-	+25.28%
 Top 20	Bitwise MSCI Digital Assets Select 20 ETP	DA20	DE000A3G3ZL3	19.04.2023	+8.07%	-20.15%	-40.23%	-16.04%	-	+67.55%
 Ethereum	Bitwise Physical Ethereum ETP	ZETH	DE000A3GMKD7	04.03.2021	+11.13%	-22.44%	-42.01%	-	+16.92%	+39.00%
 Staked Ethereum	Bitwise Ethereum Staking ETP	ET32	DE000A3G90G9	16.02.2024	+12.72%	-20.44%	-41.30%	-	-	-14.06%
 Solana	Bitwise Physical Solana ETP	ESOL	DE000A3GVKZ1	09.12.2021	+0.62%	-32.75%	-57.10%	-	+259.61%	-57.10%
 Staked Solana	Bitwise Solana Staking ETP	BSOL	DE000A4A59D2	13.12.2024	+1.72%	-30.52%	-56.29%	-	-	-61.27%
 Staked Hyperliquid	Bitwise Hyperliquid Staking ETP	BHYP	DE000A4ARTJ5	01.04.2026	-	-	-	-	-	+15.38%
 XRP	Bitwise Physical XRP ETP	GXRP	DE000A3GYNB0	19.04.2022	+4.05%	-26.71%	-47.13%	-	+182.32%	+67.43%
 Staked NEAR	Bitwise NEAR Staking ETP	NEAR	DE000A4A5GV2	01.07.2025	+15.95%	-5.36%	-39.22%	-	-	-32.72%

Tillgång / Strategi	Produktnamn	Primärt kortnamn	ISIN	Startdatum	1M	3M	6M	1A	3A	Sedan start
 Staked Avalanche	Bitwise Avalanche Staking ETP	AVNB	DE000A4APQX6	30.09.2025	+3.97%	-20.22%	-52.57%	-	-	-69.23%
 Staked Celestia	Bitwise Celestia Staking ETP	TIAB	DE000A4APRP0	07.10.2025	+16.91%	-19.63%	-64.56%	-	-	-76.72%
 Staked Aptos	Bitwise Aptos Staking ETP	APTB	DE000A4AJWU3	15.11.2024	+3.93%	-37.05%	-71.26%	-	-	-91.28%
 Litecoin	Bitwise Physical Litecoin ETP	ELTC	DE000A3GN5J9	01.04.2021	+3.18%	-20.91%	-43.78%	-	-40.72%	-79.42%
 Cardano	Bitwise Physical Cardano ETP	RDAN	DE000A3GVKY4	09.12.2021	-0.77%	-30.59%	-61.73%	-	-41.89%	-82.68%

Performance quoted represents past net performance. Current performance may be lower or higher than average annual returns shown.
NAV performance is displayed in base currency (USD), price performance is displayed in trading currency (e.g. EUR), return may increase or decrease as a result of currency fluctuations.
Brokerage or transaction fees will apply. Past performance is no guarantee of future performance, and your invested capital may be at risk.
Past performance is not a reliable indicator of future events (source of information: Bitwise; reference period: from inception dates).

Tillgång / Strategi	Produktnamn	Primärt kortnamn	ISIN	Startdatum	YTD	2025	2024	2023	2022	2021	2020
 Bitcoin	Bitwise Core Bitcoin ETP	BTC1	DE000A4AER62	22.04.2024	-12.77%	-7.91%	+43.56%	-	-	-	-
 Bitcoin	Bitwise Physical Bitcoin ETP	BTCE	DE000A27Z304	08.06.2020	-13.83%	-9.68%	+120.73%	+150.42%	-64.67%	+55.46%	+194.84%
 Bitcoin and Gold	Bitwise Diaman Bitcoin & Gold ETP	BTCG	DE000A4AKW34	06.03.2025	+6.01%	-30.50%	-	-	-	-	-
 Top 20	Bitwise MSCI Digital Assets Select 20 ETP	DA20	DE000A3G3ZL3	19.04.2023	-20.50%	-17.45%	+82.29%	+41.71%	-	-	-
 Ethereum	Bitwise Physical Ethereum ETP	ZETH	DE000A3GMKD7	04.03.2021	-25.77%	-13.77%	+44.06%	+92.02%	-67.73%	-	-
 Staked Ethereum	Bitwise Ethereum Staking ETP	ET32	DE000A3G90G9	16.02.2024	-24.46%	-11.72%	+24.61%	-	-	-	-
 Solana	Bitwise Physical Solana ETP	ESOL	DE000A3GVKZ1	09.12.2021	-34.63%	-37.94%	+82.12%	+992.56%	-94.45%	-7.14%	-
 Staked Solana	Bitwise Solana Staking ETP	BSOL	DE000A4A59D2	13.12.2024	-32.91%	-34.05%	-11.88%	-	-	-	-
 Staked Hyperliquid	Bitwise Hyperliquid Staking ETP	BHYP	DE000A4ARTJ5	01.04.2026	-	-	-	-	-	-	-
 XRP	Bitwise Physical XRP ETP	GXRP	DE000A3GYNB0	19.04.2022	-27.59%	-14.28%	+233.05%	+80.35%	-56.64%	-	-
 Staked NEAR	Bitwise NEAR Staking ETP	NEAR	DE000A4A5GV2	01.07.2025	-15.49%	-26.46%	-	-	-	-	-

Tillgång / Strategi	Produktnamn	Primärt kortnamn	ISIN	Startdatum	YTD	2025	2024	2023	2022	2021	2020
 Staked Avalanche	Bitwise Avalanche Staking ETP	AVNB	DE000A4APQX6	30.09.2025	-29.83%	-57.38%	-	-	-	-	-
 Staked Celestia	Bitwise Celestia Staking ETP	TIAB	DE000A4APRP0	07.10.2025	-29.62%	-67.76%	-	-	-	-	-
 Staked Aptos	Bitwise Aptos Staking ETP	APTB	DE000A4AJWU3	15.11.2024	-47.36%	-80.38%	-22.11%	-	-	-	-
 Litecoin	Bitwise Physical Litecoin ETP	ELTC	DE000A3GN5J9	01.04.2021	-31.32%	-27.30%	+35.52%	+9.08%	-54.05%	-2.08%	-
 Cardano	Bitwise Physical Cardano ETP	RDAN	DE000A3GVKY4	09.12.2021	-34.38%	-61.46%	+41.25%	+142.64%	-81.60%	-0.72%	-





Performance quoted represents past net performance. Current performance may be lower or higher than average annual returns shown.

NAV performance is displayed in base currency (USD), price performance is displayed in trading currency (e.g. EUR), return may increase or decrease as a result of currency fluctuations.

Brokerage or transaction fees will apply. Past performance is no guarantee of future performance, and your invested capital may be at risk.

Past performance is not a reliable indicator of future events (source of information: Bitwise; reference period: from inception dates).

Tillgång / Strategi	Produktnamn	Primärt kortnamn	ISIN	Startdatum	Volatilitet 1Y	Volatilitet 3Y	Volatilitet 5Y	Avkastning/risk 1Y	Avkastning/risk 3Y	Avkastning/risk 5Y
 Bitcoin	Bitwise Core Bitcoin ETP	BTC1	DE000A4AER62	22.04.2024	39.29%	–	–	-0.27	–	–
 Bitcoin	Bitwise Physical Bitcoin ETP	BTCE	DE000A27Z304	08.06.2020	40.61%	45.67%	48.21%	-0.29	0.76	0.05
 Bitcoin and Gold	Bitwise Diaman Bitcoin & Gold ETP	BTCG	DE000A4AKW34	06.03.2025	–	–	–	–	–	–
 Top 20	Bitwise MSCI Digital Assets Select 20 ETP	DA20	DE000A3G3ZL3	19.04.2023	36.75%	–	–	-0.08	–	–
 Ethereum	Bitwise Physical Ethereum ETP	ZETH	DE000A3GMKD7	04.03.2021	64.01%	60.67%	62.41%	0.66	0.08	0.00
 Staked Ethereum	Bitwise Ethereum Staking ETP	ET32	DE000A3G90G9	16.02.2024	63.20%	–	–	0.70	–	–
 Solana	Bitwise Physical Solana ETP	ES0L	DE000A3GVKZ1	09.12.2021	68.04%	80.02%	–	-0.38	0.71	–
 Staked Solana	Bitwise Solana Staking ETP	BS0L	DE000A4A59D2	13.12.2024	67.17%	–	–	-0.33	–	–
 Staked Hyperliquid	Bitwise Hyperliquid Staking ETP	BHYP	DE000A4ARTJ5	01.04.2026	–	–	–	–	–	–
 XRP	Bitwise Physical XRP ETP	GXRP	DE000A3GYNB0	19.04.2022	67.35%	91.45%	–	-0.49	0.40	–
 Staked NEAR	Bitwise NEAR Staking ETP	NEAR	DE000A4A5GV2	01.07.2025	–	–	–	–	–	–

Tillgång / Strategi	Produktnamn	Primärt kortnamn	ISIN	Startdatum	Volatilitet 1Y	Volatilitet 3Y	Volatilitet 5Y	Avkastning/risk 1Y	Avkastning/risk 3Y	Avkastning/risk 5Y
 Staked Avalanche	Bitwise Avalanche Staking ETP	AVNB	DE000A4APQX6	30.09.2025	–	–	–	–	–	–
 Staked Celestia	Bitwise Celestia Staking ETP	TIAB	DE000A4APRP0	07.10.2025	–	–	–	–	–	–
 Staked Aptos	Bitwise Aptos Staking ETP	APTB	DE000A4AJWU3	15.11.2024	78.64%	–	–	-1.05	–	–
 Litecoin	Bitwise Physical Litecoin ETP	ELTC	DE000A3GN5J9	01.04.2021	65.93%	71.90%	–	-0.40	-0.24	–
 Cardano	Bitwise Physical Cardano ETP	RDAN	DE000A3GVKY4	09.12.2021	73.58%	88.28%	–	-0.91	-0.16	–

Performance quoted represents past net performance. Current performance may be lower or higher than average annual returns shown.

NAV performance is displayed in base currency (USD), price performance is displayed in trading currency (e.g. EUR), return may increase or decrease as a result of currency fluctuations.

Brokerage or transaction fees will apply. Past performance is no guarantee of future performance, and your invested capital may be at risk.

Past performance is not a reliable indicator of future events (source of information: Bitwise; reference period: from inception dates).

Crypto ETPs Backed by *Crypto Specialists*

Bitwise is one of the world's leading crypto specialist asset managers. Thousands of financial advisors, family offices, and institutional investors across the globe have partnered with us to understand and access the opportunities in crypto. Since 2017, Bitwise has established a track record of excellence managing a broad suite of delta-one, index and active solutions across ETPs, ETFs, separately managed accounts, private funds, and hedge fund strategies, spanning both the U.S. and Europe.

A team of crypto specialists at your fingertips

clients@bitwiseinvestments.com



London

Bitwise,
6th Floor, 60 Bishopsgate,
London EC2N 4AW,
United Kingdom



Frankfurt

Issuer: Bitwise Europe GmbH
Thurn- und Taxis Platz 6
60313 Frankfurt,
Germany

Risk Warnings

Investorerare bör vara medvetna om att investeringar i kryptotillgångar medför betydande risker, inklusive men inte begränsat till:

Volatilitetsrisk: Priset på kryptotillgångar och krypto-ETP:er kan fluktueras kraftigt.

Likviditetsrisk: Marknadsdjup och handelsvolym kan variera, vilket påverkar orderutförandet.

Förvaringsrisk: Trots institutionell förvaring kan digitala tillgångar vara utsatta för cyberhot.

Regulatorisk risk: Kryptotillgångar och deras behandling omfattas av regelverk under utveckling.

Marknadsrisk: Breda marknadsrörelser kan påverka ETP:ns värde.

Låsningsperioder: Tillgångar kan under perioder inte vara omedelbart tillgängliga för inlösen.

Slashing-risk: Felaktigt beteende eller validatorfel kan leda till partiell förlust av stakade tillgångar.

Nätverks- eller protokolländringar: Kan påverka staking-avkastning eller tillgänglighet.

Även om det finns potential för betydande avkastning riskerar du att förlora delar av eller hela ditt investerade kapital. För fullständig information, se relevanta Slutliga Villkor och Grundprospektet.

Investing in crypto-linked products is high risk and you could lose some or all of your investment. Crypto markets are highly volatile and prices can move sharply and unpredictably. Liquidity may be limited, which can affect your ability to buy or sell at the price you expect. There are additional risks relating to the product structure (including issuer/credit risk), custody and operational risks, and evolving regulation. A Key Information Document (KID) is available and should be read before making any investment decision. The prospectus, KID and final terms are available at <https://bitwiseinvestments.eu/resources/> and contain further information on risks and product features.